2012百度开发者大会
BAIDU DEVELOPER CONFERENCE
应用万象 云创未来

Web App的发展以及开发框架介绍

@百纳刘铁锋

火龙果•整理
uml.org.cn

议程

- 计算机应用程序发展历程
- 计算机语言的发展历程
- 移动设备上应用开发的两难
- Web技术的发展
- Web技术能力展望
- Web开发框架现状与分析

2012百度开发者大会
BAIDU DEVELOPER CONFERENCE
应用万象 云创未来
火龙果•整理
uml.org.cn

File Edit Run Compile Project Options Debug Break/watch

Edit

Line 1 Col 1 Insert Indent Tab Fill Unindent C:SUMA.C

```
#include <stdio.h>
#include <stdlib.h>

main()
 {
  int n,m
  clrscr(
  printf("Introduzca un entero...");
  scanf("%d",&n);
  printf("Introduzca otro entero...");
  scanf("%d",&n);
  printf("La suma es...%d",n+m);
  getch();
 }
```

Add Watch

m

Watch

•n: Undefined symbol 'n'

F1-Help F5-Zoom F6-Switch F7-Trace F8-Step F9-Make F10-Men

火龙果•整理
uml.org.cn

System File Edit Database Record Program Window

FoxPro 2.5b (X)
(c) 1989-1993 Microsoft Corporation
Registered To:
The History of FoxPro
Serial # 00-215-9251-C4226564

Command

<C:> Ins Num

火龙果•整理
uml.org.cn

NCIDQ

File Edit Database Record Program Window Help

Can

Control_no	Oldcontrol	Affil	D_entered	W_entered	D_eligible	D_certif	D_pas_desn	D_pas_writ	D_pas_idap	D_pas_code	D_pas_p
100035	0000005008	00	/ /		10/15/1988	10/15/1988	10/15/1988	10/14/1988	/ /	/ /	/ /
100036	0000005009	00	/ /		/ /	/ /	/ /	/ /	/ /	10/03/1992	/ /
100037	0000005010	00	/ /		/ /	10/15/1988	10/15/1988	10/14/1988	/ /	/ /	/ /
100038	0000005011	00	/ /		/ /	/ /	/ /	10/14/1988	/ /	/ /	/ /
100039	0000005012	00	/ /		/ /	/ /	/ /	/ /	/ /	/ /	/ /
100040	0000005013	00	/ /					989	/ /	/ /	/ /

View

Work Areas

- ↑Can
- ↑Addr
- ↑Reg
- -4-
- -5-
- -6-
- -7-
- -8-
- -9-
- -10-

Setup
Browse
Open
Close
Relations
1-To-Many

- Reg
  - Addr
- Can
  - Addr

Can Records: 44538

Addr

Control_no	Oldcontrol	Cert_no	D	Name	Main_addr1
100035	0000005008	007261		WILLIAM	104 CROSSV

Reg

Reg_no	Control_no	D_exam	D						Code	Pbsg	Scen	Thrd	Prog	Sec1	Sec2
	100030	199504	03/06/1995	03/06/1995	SARA	03/20/1995	29		X						
	100041	199410	09/01/1994	09/01/1994	SARA	09/07/1994	30		X						
	100044	199810	09/04/1998	09/04/1998	DEVAN	09/17/1998	10	X	X	X	X	X	X		
	100044	199904	02/23/1999	02/23/1999	SUZANNE	03/16/1999	10		X	X					
	100047	199304	03/02/1993	/ /		/ /	29		X						
	100083	199304	03/18/1993	/ /		/ /	46		X						
	100092	199304	03/08/1993	/ /		/ /	15		X						
	100092	199310	09/09/1993	09/09/1993	SARA	09/10/1993	15		X						

Can Record: 34/44538 Record Unlocked

Start C:\ NCIDQ C:\

火龙果•整理
uml.org.cn

Borland C++

File Edit Search View Project Script Tool Debug Options Window Help

C:\BC5\EXAMPLES\WINDOWS\VBDIALOG\vbdialog.c

```
  {
    // process command from one of the child controls
    case WM_COMMAND:
      switch( GET_WM_COMMAND_ID(wParam,lParam) )
      {
   // ok or cancel, so end the dialog
   case IDOK:
   case IDCANCEL:
     EndDialog( hWnd, 0 );
     break;
      }
      break;

    // process VBX event
```

```
    DragFinish( Handle );
    free(pszFileName);
}

/*****************************************************************/
void AddFiles( HWND hWnd, struct List *pliFiles )
{
    if(liAllFiles==NULL)
    {
        liAllFiles=pliFiles;
        liAllFiles->Next=NULL;
    }
    else
    {
        pliFiles->Next=liAllFiles;  // Put at front of list
        liAllFiles=pliFiles;
    }
    InvalidateRect( hWnd, NULL, TRUE );
    UpdateWindow( hWnd );
```

火龙果•整理
uml.org.cn

PowerBuilder - sample

File Edit Controls Design Declare Window Help

Window - m

火龙果•整理
uml.org.cn

Hello_World - Microsoft Visual Basic [design]

File Edit View Project Format Debug Run Query Diagram Tools Add-Ins Window Help

Hello_World - frmHello (Code)

Form | Load

```
Option Explicit
Private Sub Form_Load()
    Me.Show
    lblHello.Caption = "Hello World!"
End Sub
Private Sub cmdClose_Click()
    End
End Sub
```

Hello_World - frmHello (Form)

Hello World!

Hello World!

Close

Project - Hello_World

Hello_World (Hello_World)

Forms

frmHello (frmHello)

Properties - frmHello

frmHello Form

Alphabetic | Categorized

(Name)	frmHello
Appearance	1 - 3D
AutoRedraw	False
BackColor	&H8000000F&
BorderStyle	1 - Fixed Single
Caption	Hello World!
ClipControls	True
ControlBox	True
DrawMode	13 - Copy Pen
DrawStyle	0 - Solid
DrawWidth	1
Enabled	True
FillColor	&H00000000&

Caption

Returns/sets the te

bar or below an obj

火龙果•整理
uml.org.cn

Delphi 7 - Fishfacts

File Edit Search View Project Run Component Database Tools Window Help

Standard | Additional | Win32 | System | Data Access | Absolute DB | Data Controls | dbExpress

FFACTWIN.PAS

TForm1
Variables/Constants
Uses

Object Inspector

ABSDatabase1 TABSDatabase

Properties | Events

Connected	True
DatabaseFileN	..\..\Data\DBFis
DatabaseName	DBFishes
Exclusive	False
HandleShared	False
KeepConnectic	True
Name	ABSDatabase1
Password	
ReadOnly	False
SessionName	Default
Tag	0

All shown

Ffactwin

FISH FACTS

This demo uses compressed Blobs in a database.
Original Paradox database size: 1 220 Kb,
compressed Absolute Database file size: 196 Kb

Clown Triggerfish

About the Clown Triggerfish

Also known as the big spotted triggerfish. Inhabits outer reef areas and feeds upon crustaceans and mollusks by crushing them with powerful teeth. They are voracious eaters, and divers report seeing the clown triggerfish devour beds of pearl oysters.

Do not eat this fish. According to an 1878 account, "the poisonous flesh acts primarily upon the nervous tissue of the stomach, occasioning violent spasms of that organ, and shortly afterwards all the muscles of the body. The frame becomes

Category	Common_Name	Species Name	Length (cm)	Length_In
Triggerfish	Clown Triggerfish	Ballistoides conspicillum	50	0393700787

1: 1 | Insert | Code | Diagram

Start | Delphi 7

火龙果•整理
uml.org.cn

HelloWin - Microsoft Visual C++ - [HelloWin.cpp]

File Edit View Insert Project Build Tools Window Help

cursor

Workspace 'HelloWin': 1 project(s)
- HelloWin files
  - Source Files
    - HelloWin.cpp
    - HelloWin.rc
    - StdAfx.cpp
  - Header Files
    - HelloWin.h
    - resource.h
    - StdAfx.h
  - Resource Files
    - HelloWin.ico
    - small.ico
  - ReadMe.txt
  - External Dependencies

Class... Reso... FileVi...

```
// HelloWin.cpp : Defines the entry point for the application.
//

#include "stdafx.h"
#include "resource.h"

#define MAX_LOADSTRING 100

// Global Variables:
HINSTANCE hInst;                                // current instance
TCHAR szTitle[MAX_LOADSTRING];                          // The title ba
TCHAR szWindowClass[MAX_LOADSTRING];                            // The

// Foward declarations of functions included in this code module:
ATOM                MyRegisterClass(HINSTANCE hInstance);
BOOL                InitInstance(HINSTANCE, int);
LRESULT CALLBACK    WndProc(HWND, UINT, WPARAM, LPARAM);
LRESULT CALLBACK    About(HWND, UINT, WPARAM, LPARAM);

int APIENTRY WinMain(HINSTANCE hInstance,
                     HINSTANCE hPrevInstance,
                     LPSTR     lpCmdLine,
                     int       nCmdShow)
{
    // TODO: Place code here.
    MSG msg;
    HACCEL hAccelTable;

    // Initialize global strings
    LoadString(hInstance, IDS_APP_TITLE, szTitle, MAX_LOADSTRING);
    LoadString(hInstance, IDC_HELLOWIN, szWindowClass, MAX_LOADSTRING);
    MyRegisterClass(hInstance);

    // Perform application initialization:
    if (!InitInstance (hInstance, nCmdShow))
    {
```

Ready

Ln 1, Co

火龙果•整理
uml.org.cn

HotDog Professional 6

File Edit Insert View Format Table Frame Form SuperToolz Window Help

Frame Form Custom Colors

E:\Macasite\

Dynamic HTML Animation



Using the Dynamic HTML features of the newer Web browsers, you can create some stunning animations. Here you'll be able to rapidly create some of these animations for yourself.

Note: To change the effect for an existing animated object, select the <SPAN ID="xxx">...</SPAN> range of HTML before invoking this dialog.

Object Name (must be unique on this page and must start with a letter)

HD00226B4D

Object to animate:

Animation type:

Glide in from bottom of page

Help OK Cancel

ReadMe.htm

Start Tools Web EN

火龙果•整理
uml.org.cn

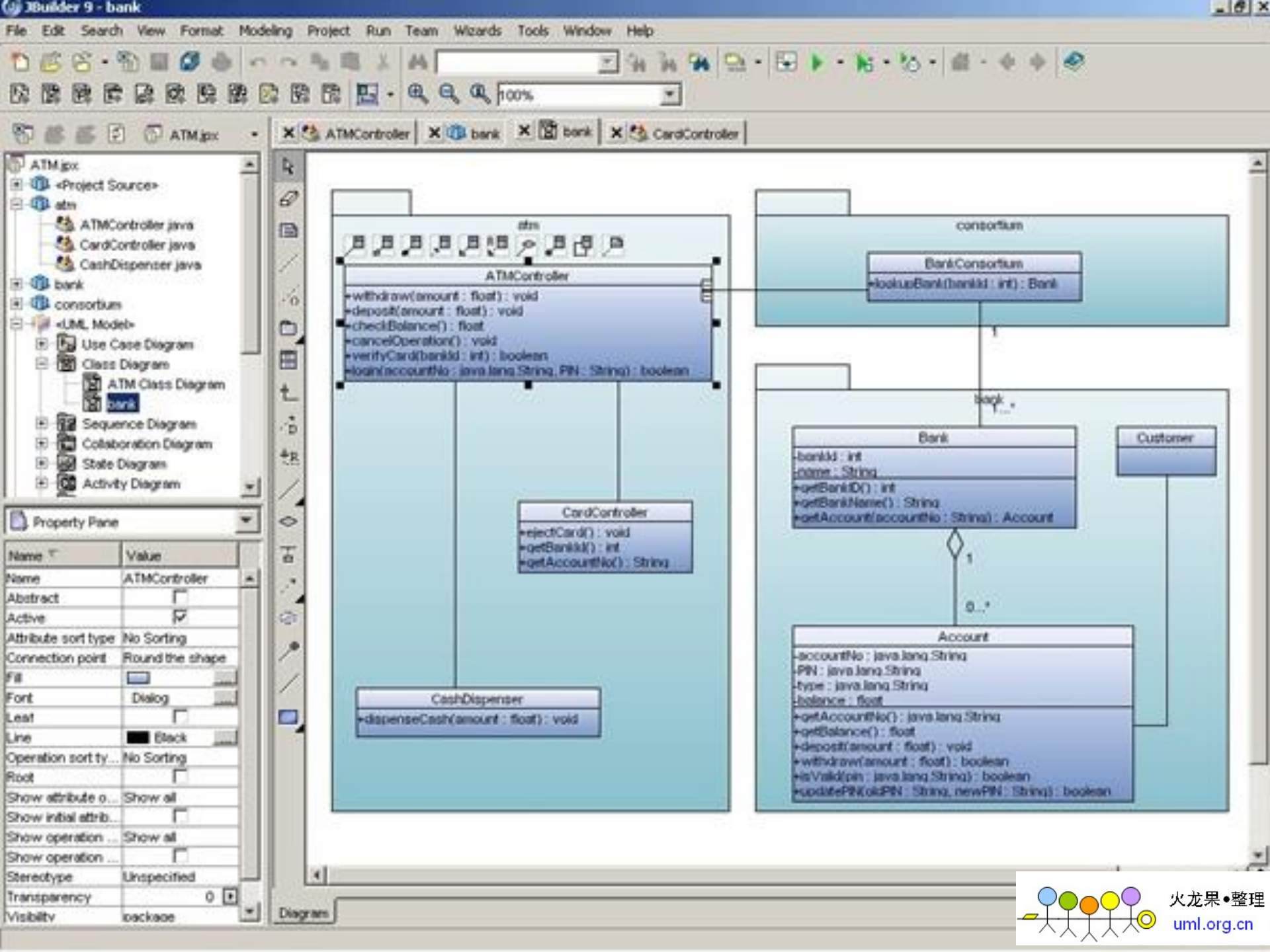
JBuilder 9 - bank
File Edit Search View Format Modeling Project Run Team Wizards Tools Window Help
ATM.jpx
ATMController
bank
CardController
ATM.jpx
<Project Source>
atm
ATMController.java
CardController.java
CashDispenser.java
bank
consortium
<UML Model>
Use Case Diagram
Class Diagram
ATM Class Diagram
bank
Sequence Diagram
Collaboration Diagram
State Diagram
Activity Diagram
Property Pane
Name
Value
Name
ATMController
Abstract
Active
Attribute sort type
No Sorting
Connection point
Round the shape
Fill
Font
Dialog
Leaf
Line
Black
Operation sort ty...
No Sorting
Root
Show attribute o...
Show all
Show initial attrib...
Show operation ...
Show all
Show operation ...
Stereotype
Unspecified
Transparency
0
Visibility
package
atm
ATMController
+withdraw(amount : float) : void
+deposit(amount : float) : void
+checkBalance() : float
+cancelOperation() : void
+verifyCard(bankId : int) : boolean
+login(accountNo : java.lang.String, PIN : String) : boolean
CardController
+ejectCard() : void
+getBankId() : int
+getAccountNo() : String
CashDispenser
+dispenseCash(amount : float) : void
consortium
BankConsortium
+lookupBank(bankId : int) : Bank
1
bank
Bank
-bankId : int
-name : String
+getBankID() : int
+getBankName() : String
+getAccount(accountNo : String) : Account
Customer
1
0..*
Account
-accountNo : java.lang.String
-PIN : java.lang.String
-type : java.lang.String
-balance : float
+getAccountNo() : java.lang.String
+getBalance() : float
+deposit(amount : float) : void
+withdraw(amount : float) : boolean
+isValid(pin : java.lang.String) : boolean
+updatePIN(oldPIN : String, newPIN : String) : boolean
Diagram
火龙果•整理
uml.org.cn

AccuRev - AccuWorkflowApplication.pl - Eclipse SDK

File Edit Source Refactor Source Refactor Navigate Search Project Run Window Help

AccuRev Java

Package Expl... Navigator

- com.accurev.common
- local_its
  - AccuWorkflow
  - AccuWorkflowExample
  - AccuWorkIntegrationAPIs
  - ALF
  - APIs
  - BugzillaAPIs
  - BugzillaExample
  - ClearQuestAPIs
  - config
  - Configuration
  - CPErrorIssues
  - CQExample
  - DTDs
  - JiraAPIs
  - JiraExample
  - LDAPAPIs
  - LDAPExample
  - MKSIExample
  - MKSIntegrityAPIs
  - TeamTrackAPIs
  - TestDirAPIs
  - TestDirExample

AccuWorkflowApplication.pl

```
# Make sure there is at least one argument on the command lin
if ($#ARGV < 0)
{   # Display the usage of the script
    die "Usage:\n  perl AccuWorkflowApplication.pl "."<Applica
        "where ApplicationSetup: The path to the Application S
               "TriggerInput.xml: The path to the trigger inpu
}

# Get the application configuration information
my $setupFilePath = $ARGV[0];
initializeApplicationSetup($setupFilePath);
```

AccuRev Console | AccuRev Search/Status | Synchronize | History | Console

AccuRev (/local_its)

- local_its
  - config
  - Configuration
  - Configuration/ABITSConfigApp
  - Configuration/ABITSConfigApp/src/com/accurev/configapp
  - Configuration/ABITSConfigApp/src/com/accurev/configapp/images
  - Configuration/ABITSConfigApp/src/com/accurev/configapp/its/view
  - Configuration/ABITSConfigApp/src/com/accurev/configapp/utilities
  - CPErrorIssues
  - CQExample
  - JiraExample

0 40 0

火龙果•整理
uml.org.cn

Firefox | Debug | DOCTYPE: XHTML 1.0

TOOLBOX

Search Toolbox

- Standard
  - Pointer
  - AdRotator
  - BulletedList
  - Button
  - Calendar
  - CheckBox
  - CheckBoxList
  - DropDownList
  - FileUpload
  - HiddenField
  - HyperLink
  - Image
  - ImageButton
  - ImageMap
  - Label
  - LinkButton
  - ListBox
  - Literal
  - Localize
  - MultiView
  - Panel
  - PlaceHolder
  - RadioButton
  - RadioButtonList
  - Substitution
  - Table
  - TextBox
  - View
  - Wizard
  - Xml
- Data
- Validation
- Reporting
- Navigation
- Login
- WebParts

Default.aspx

Client Objects & Events | (No Events)

```
<%@ Page Language="C#" AutoEventWireup="true" CodeBehind="Default.aspx.cs" Inherits="DotNet

<!DOCTYPE html PUBLIC "-//W3C//DTD XHTML 1.0 Transitional//EN" "http://www.w3.org/TR/xhtml1

<html xmlns="http://www.w3.org/1999/xhtml">
<head runat="server">
    <title></title>
</head>
<body>
    <form id="form1" runat="server">
    <div>
    <asp:literal id="ltlValues" runat="server" />
    <asp:literal id="ltlBrowserCheck" runat="server" />
    </div>
    </form>
</body>
</html>
```

100 % | Design | Split | Source

PENDING CHANGES - SOURCE FILES

Commit | Update

Message:

Path	Project	Change	Full Path

PENDING CHANGES | ERROR LIST | OUTPUT | FIND SYMBOL RESULTS

SOLUTION EXPLORER

Search Solution Explorer (Ctrl+;)

- App_Browsers
- App_Data
- Scripts
- Default.aspx
- Web.config
- DotNet40WebApp
  - Properties
  - References
  - Account
  - App_Data
  - Scripts
  - Styles
  - About.aspx
  - Default.aspx
    - Default.aspx.cs
    - Default.aspx.designer.cs
  - Global.asax

SOLUTION EXPLORER | TEAM EXPLORER

SUBVERSION INFO

<3 files>

Misc	
Full Path	
File Name	
Subversion	
Change	New
Change List	
Last Author	
Last Committed	
Last Revision	
Revision	
Url	
Visual Studio	
Project	DotNet40WebApp

File Name

火龙果•整理
uml.org.cn

Xcode File Edit View Navigate Editor Product Window Help

MyCocoaTouchApp – FirstView.xib

Build Succeeded | 3/2/11 at 6:59 AM

MyCocoaTouchApp.xcodeproj | Assistant | Design | Debug

First on/off switch ON

Alert me to new events OFF

Frequency

Select time of event

Mon Feb 28 8 58

Tue Mar 1 9 59

Wed Mar 2 10 00 AM

Thu Mar 3 11 01 PM

Fri Mar 4 12 02

```
#import "FirstViewController.h"

@implementation FirstViewController

/*
// Implement viewDidLoad to do additional setup after loading the
    view, typically from a nib.
- (void)viewDidLoad
{
    [super viewDidLoad];
}
*/

- (BOOL)shouldAutorotateToInterfaceOrientation:
    (UIInterfaceOrientation)interfaceOrientation
{
    // Return YES for supported orientations
    return (interfaceOrientation == UIInterfaceOrientationPortrait);
}

- (void)didReceiveMemoryWarning
{
    // Releases the view if it doesn't have a superview.
    [super didReceiveMemoryWarning];

    // Release any cached data, images, etc. that aren't in use.
}

- (void)viewDidUnload
{
    [super viewDidUnload];

    // Release any retained subviews of the main view.
    // e.g. self.myOutlet = nil;
}

- (void)dealloc
{
    [super dealloc];
}

@end
```

火龙果•整理
uml.org.cn

Google

https://www.google.com/webhp

Google Bookmark | Techmeme | Essays | Home | Wow! eBook... | Read It Later | Other bookmarks

div#main 1240px × 419px

Google

Google Search | I'm Feeling Lucky

Elements | Resources | Network | Scripts | Timeline | Profiles | Audits | Console | Search Elements

```
<!DOCTYPE html>
▼<html itemscope itemtype="http://schema.org/WebPage">
  <script type="text/javascript" src="chrome-extension://khbjahpecnkenngkidhioicnfpakihgo/iframe_raw.js"></script>
  ▶<head>…</head>
  ▼<body id="gsr" bgcolor="#ffffff" text="#222222" link="#1122cc" vlink="#6611cc" alink="#dd4b39" onload="try{if(!google.j.b)
  {document.f&&document.f.q.focus();document.gbqf&&document.gbqf.q.focus()}}catch(e){};if(document.images)new Image().src='/
  images/nav_logo105.png'" screen_capture_injected="true">
    ▶<div id="pocs" style="position: absolute; visibility: hidden; ">…</div>
    <a href="/setprefs?prev=https://www.google.com/webhp&sig=0_oxOo3_611R2m1QnJYfII3JrOn5Y%3D&suggon=2" style="left:-1000em;
    position:absolute">Screen reader users, click here to turn off Google Instant.</a>
    <textarea id="csi" style="display:none" name="csi"></textarea>
    <script>if(google.j.b)document.body.style.visibility='hidden';</script>
    ▶<div id="mngb">…</div>
    ▶<iframe name="wgjf" style="display:none" src="/blank.html" onload="google.j.l()" onerror="google.j.e()">…</iframe>
    <textarea id="wgjc" style="display:none" name="wgjc"></textarea>
    <textarea id="wwcache" style="display:none" name="wwcache"></textarea>
    <textarea id="csi" style="display:none" name="csi"></textarea>
    <textarea id="hcache" style="display:none" name="hcache"></textarea>
    <div id="gac_scont"></div>
    ▼<div id="main">
      ▼<span class="ctr-p" id="body">
        ▼<center>
          ▼<div id="lga" style="height:231px;margin-top:-22px">
            <img alt="Google" height="95" id="hplogo" src="/images/srpr/logo3w.png" width="275" style="padding-top:112px" onload=
            "window.lol&&lol()">
          </div>
          <div style="height:102px"></div>
          ▶<div style="font-size:83%;min-height:3.5em">…</div>
          <div id="res"></div>
        </center>
      </span>
      ▶<div id="footer" style="display: block; height: 0px; " class="ctr-p">…</div>
    </div>
    ▶<script>…</script>
```

Computed Style | Show inherited

Styles

```
element.style {
  padding-top: 112px;
}

img[Attributes Style] {
  height: 95px;
  width: 275px;
}

Inherited from center
center {                    user agent stylesheet
  text-align: -webkit-center;
}

Inherited from body#gsr
body, html {                                webhp:8
  font-size: small;
}

body {                                      webhp:8
  color: #222;
}

body, td, a, p, .h {                        webhp:8
  font-family: arial,sans-serif;
}

Inherited from html
body, html {                                webhp:8
  ~~font-size: small;~~
}
```

Metrics

Properties

html | body#gsr | div#main | span#body.ctr-p | center | div#lga | img#hplogo

火龙果•整理
uml.org.cn

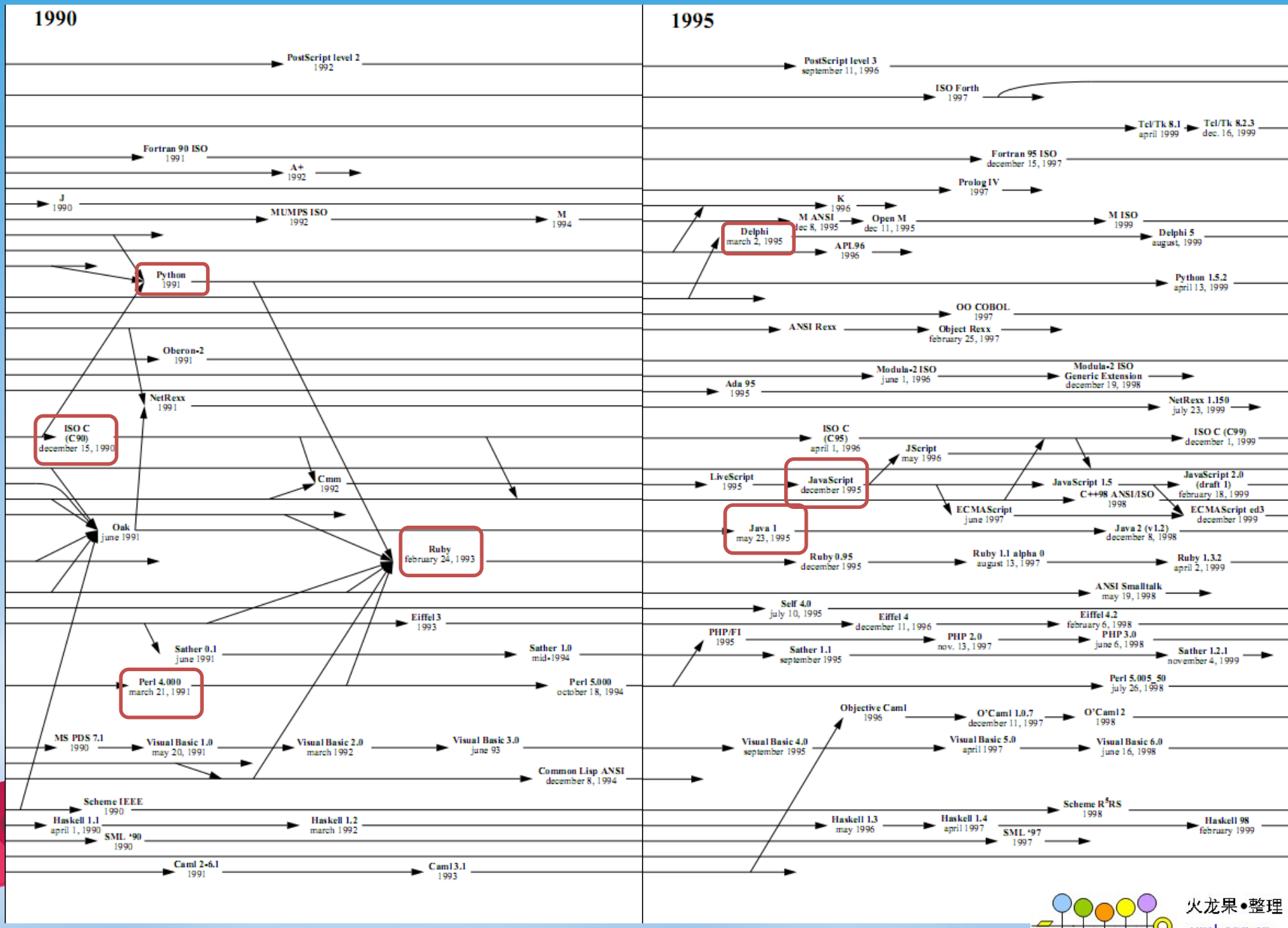

火龙果•整理
uml.org.cn



火龙果•整理
uml.org.cn

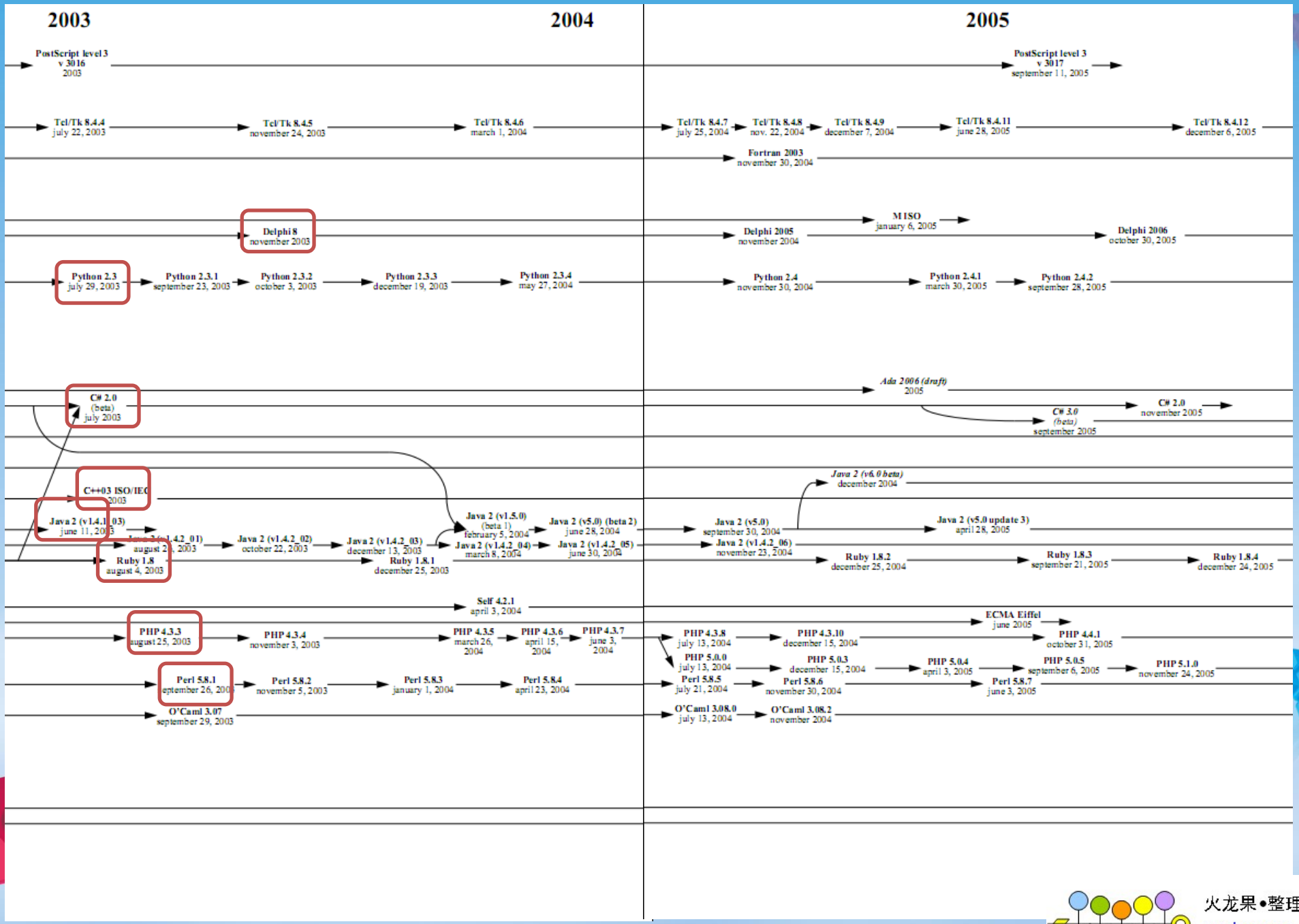

火龙果•整理
uml.org.cn

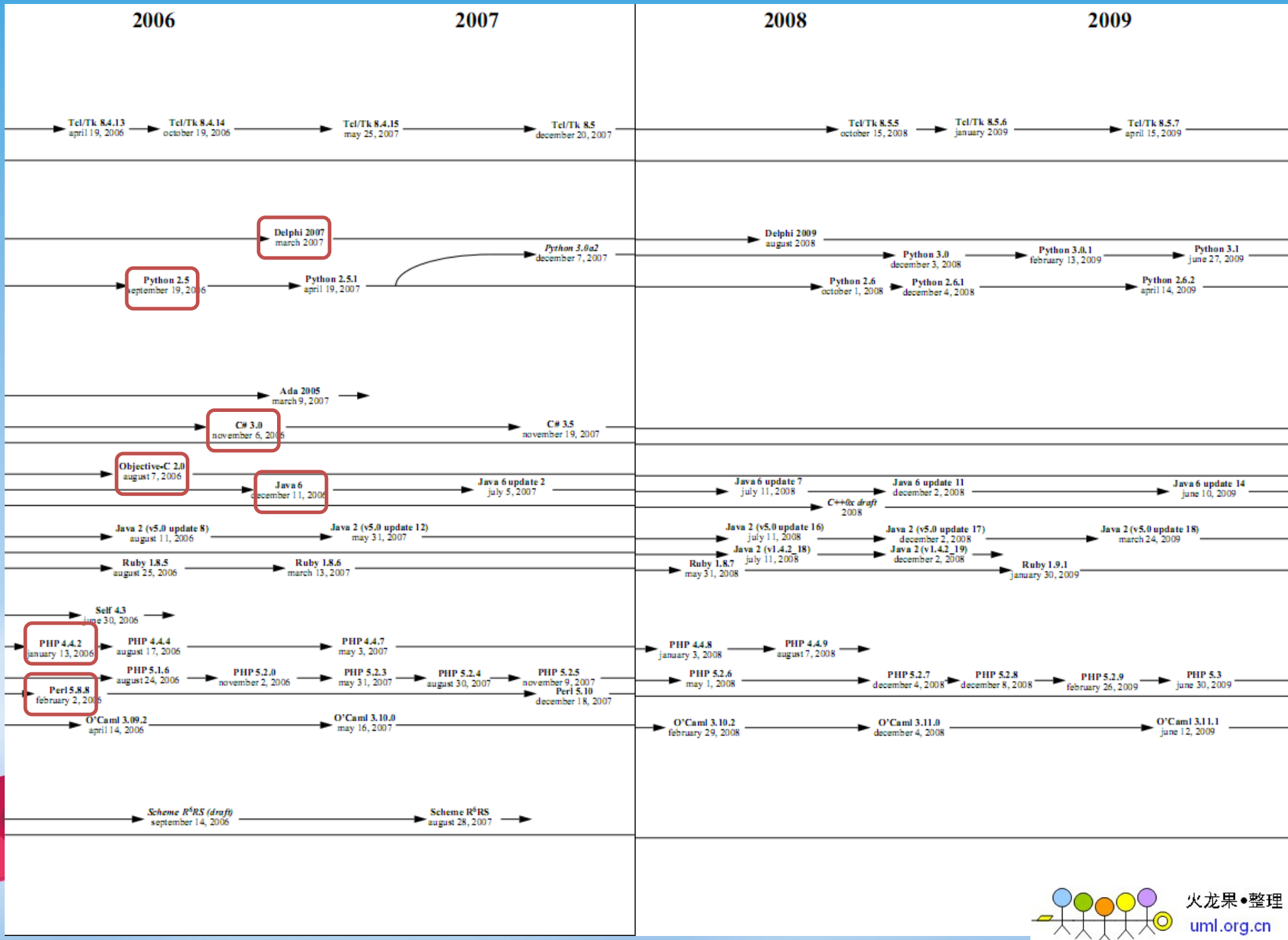

火龙果•整理
uml.org.cn

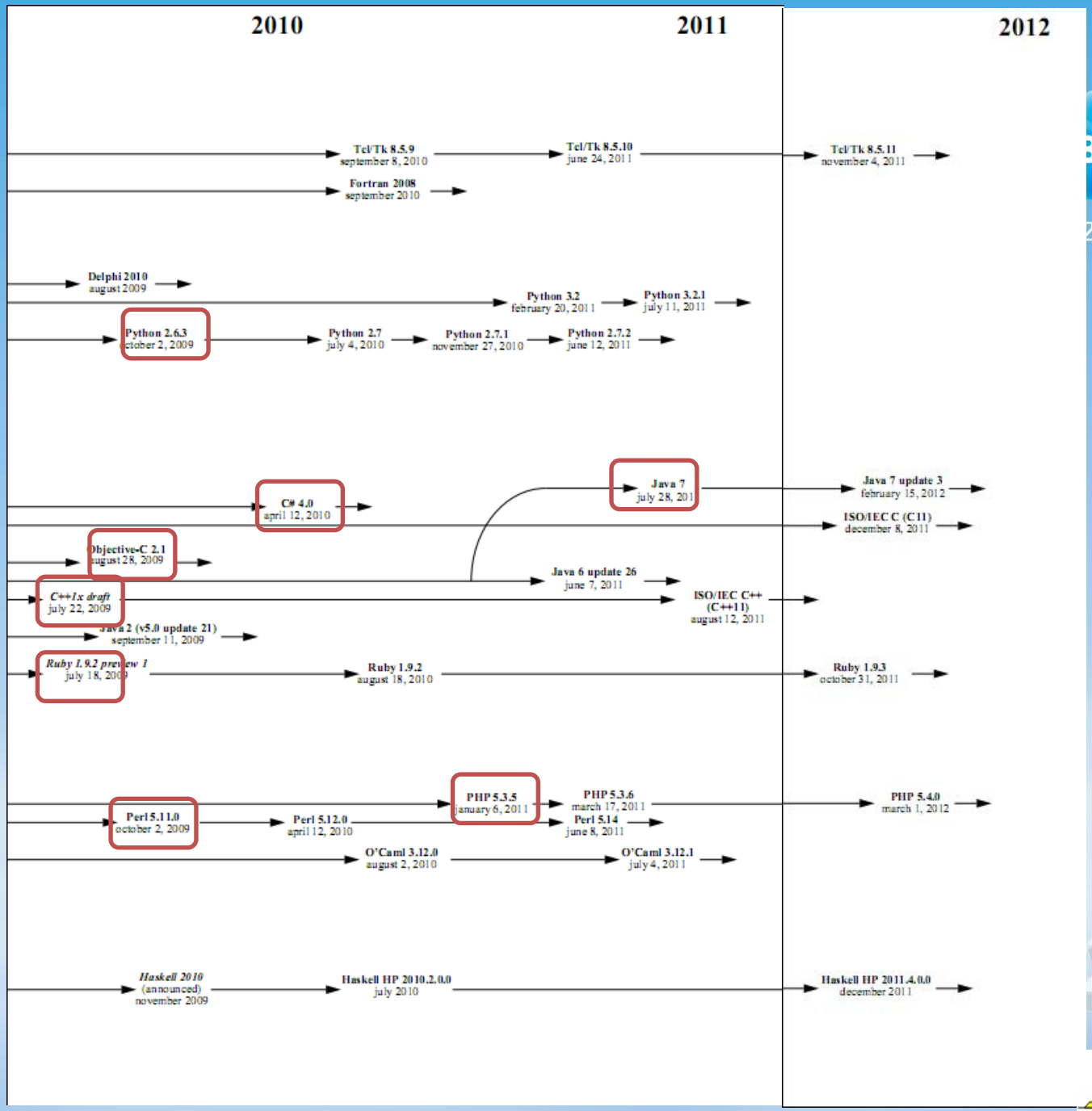

火龙果•整理
uml.org.cn

火龙果•整理
uml.org.cn

Mobile Os

SYMBIAN

bada

ANDROID

iOS 4

Windows Mobile

BlackBerry App World

simplygetit.blog

火龙果•整理
uml.org.cn

火龙果•整理
uml.org.cn

火龙果•整理
uml.org.cn

HTML5 is being developed as the next major revision of HTML. This code can now be used for new functions that can benefit developers and Internet users.

HTML5 introduces a number of new elements and attributes. Here are the most important of them:

+ Canvas element

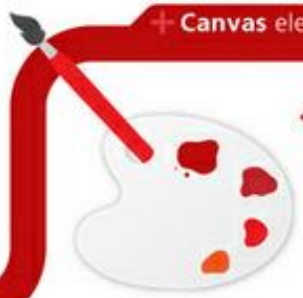

1 The **canvas element** can be used for rendering graphs, game graphics or other visual images on the fly.

All done without having to rely on plug-ins. The possibilities are endless.

+ Video element

2 Embedding video used to be impossible without third-party plugins such as Apple QuickTime® or Adobe Flash®.

Thanks to **video element**, now it's possible. It is intended by its creators to become the new standard way to show video online.

+ Offline web applications

4 **The offline web applications** enable users to continue interacting with web applications and documents even when their network connection is unavailable. The user can, for instance, access email locally without having to connect to the Internet or install an external client.

+ Geolocation

3 Sniffing a users' location is not a new thing on the web. In fact, most websites already do this by means of IP address detection. But this is not always reliable, so HTML5's **geolocation** is an alternate method of correctly pinpointing a users' location. The new idea is to get the location information from WiFi towers and GPS.

How does this matter to you? You will notice that daily web activities such as uploading YouTube videos to your blog and finding a specific store in your browser on your smartphone will become easier. This means you can have a rich experience on a light, portable, universal platform.

Cross-document messaging
Sends information from pages on different domains to each other.

WYSIWYG editable elements
Enables user to add, edit and delete text, graphics and more.

New, stylable HTML5 elements
The stylable elements refer to the ability to use CSS on some new elements.

Get elements by class name
Method of accessing DOM elements by class name.

Video Element
Enable users to play videos on webpages without requiring a plug-in.

Audio Element
Enables user to play sound on webpages without requiring a plug-in

Not supported

Canvas basic support
Generates dynamic graphics using Javascript.

Text API for Canvas
Method of displaying text on canvas elements.

Drag and drop
Method of easily dragging and dropping elements on a page.

Offline web applications
Select web page files to be cached allowing them to work offline.

HTML5 form features
Expanded form options, including things like data pickers and sliders.

Inline SVG in HTML5
Method of using SVG tags directly in HTML documents

Support unknown

Compatibility with HTML5's features - Current Status

Future status

火龙果•整理
uml.org.cn

	Native Code	HTML5
UI Presentation	√	CSS 3 ?
UI Rendering	√	HTML ?
Interaction	√	Drag & Drop
Multimedia	√	Canvas/Video
Multiple Thread	√	AJAX /Web Worker?
Network	√	WebSocket
Local Storage	√	Web Storage/Web SQL Database
Hardware Access	√	W

火龙果•整理
uml.org.cn

Anatomy of a HTML5 Mobile App

An example of the components you need to consider when creating a cross-platform HTML5 mobile app

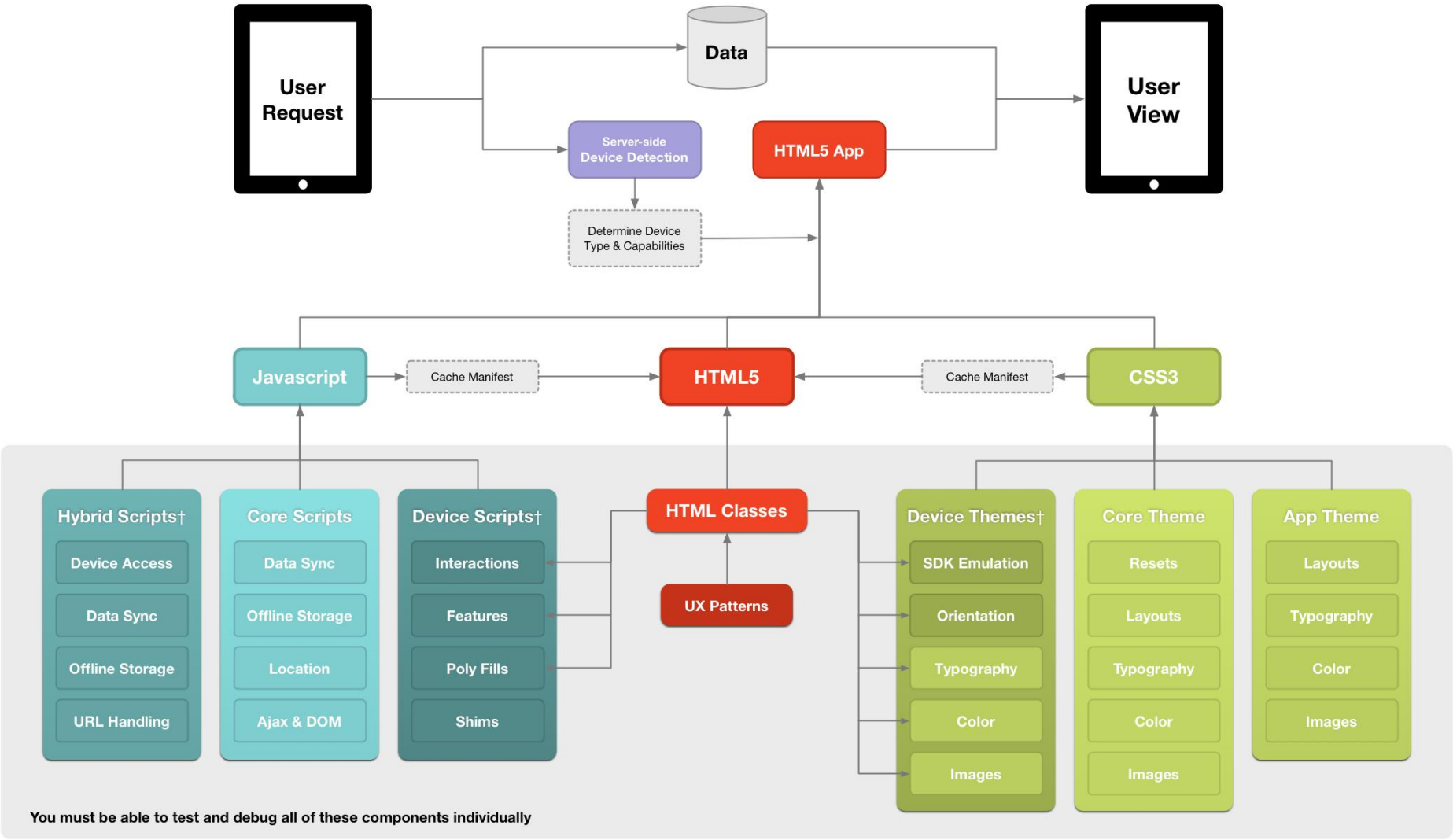

† Multiply by number of target platforms you intend to support. Remember to account for variation and fragmentation.

made with l

火龙果•整理
uml.org.cn

Framework & Tools	Current	Maturity
Debug	Chrome for Android Weinre	Available for Android Proxy based (All Device)
IDE	Sencha Designer	Beta
JavaScript Libary	Jquery Jquery Mobile JQ.Mobi	Industry Standard Performance issue Growing(5k)
JavaScript Framework	Sencha Touch Yahoo! Cocktails - YUI Sproutcore Backbone JS LungoJS Joshfire Jo	Mature, Heavy MobileFramework Unknown Code Generation Lightweight,Key-Value binding Event Sematic structure in project Cross platform, Adapt Event Design for Web App
UI Framework	Sencha Touch Chart Jquery UI	Mature UI Widgets, Theme
Data/Logic Framework	YQL	Unknown
Cross Platform Framework	PhoneGap Titanium	Dominate N/A

火龙果•整理
uml.org.cn

Joshfire

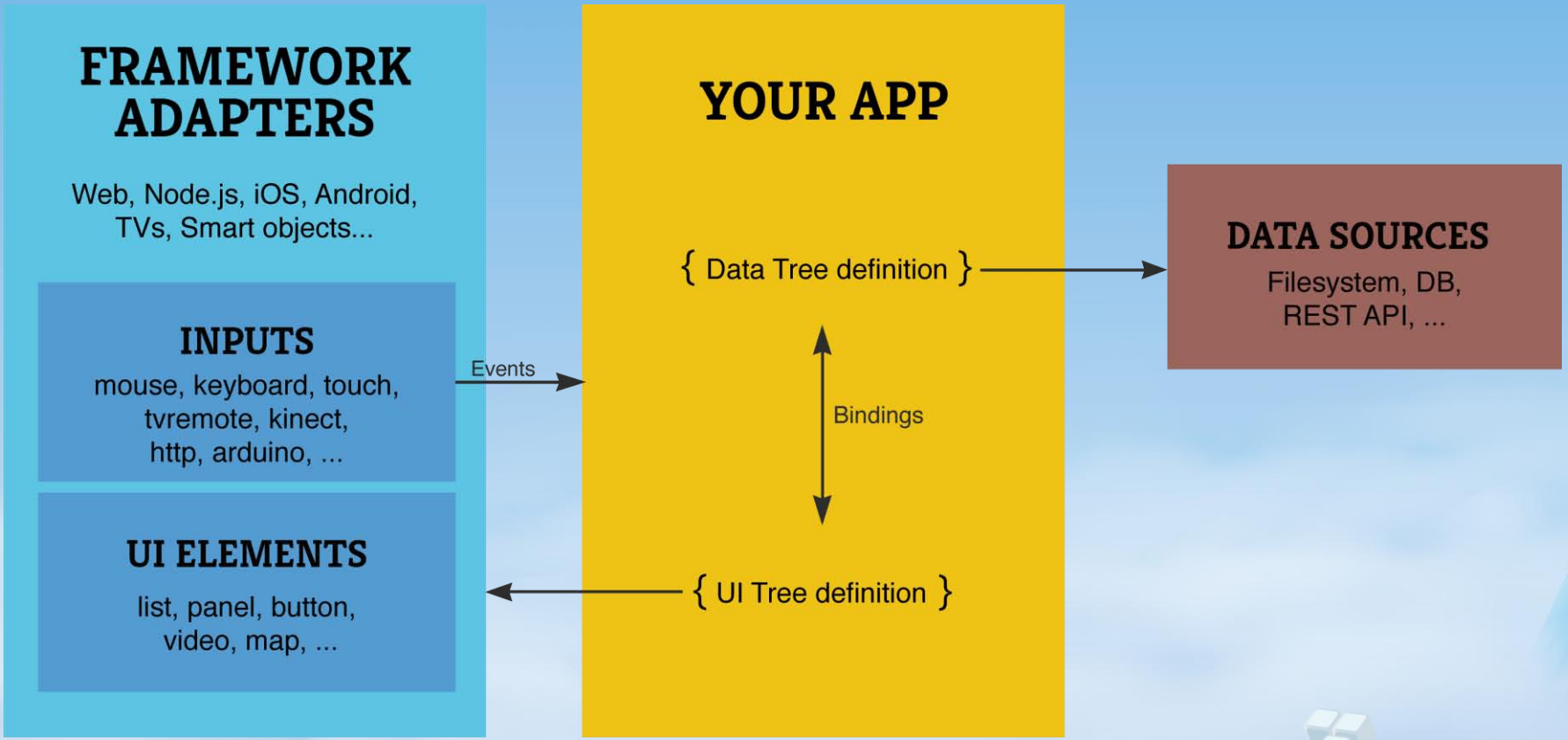

2012百度开发者大会
BAIDU DEVELOPER CONFERENCE
应用万象 云创未来
火龙果•整理
uml.org.cn

LungoJS

```
<article id="main" class="list scrollable">
     <ul>
        <li data-icon="user">
            <strong>@soyjavi</strong>
            <small>Author of @Lungojs</small>
        </li>

        <li data-icon="user">
            <strong>@pasku1</strong>
            <small>Contributor of @Lungojs</small>
        </li>

        ...
     </ul>
</article>
```

火龙果•整理
uml.org.cn

JO

```
// initialize jo
jo.load();

// create our view card, notice we're nesting widgets inline
var card = new joCard([
    new joTitle("Hello"),
    new joCaption("Hello World!"),
    new joDivider(),
    new joButton("OK").selectEvent.subscribe(function() {
        stack.hide();
    })
]);

// setup our stack and screen
var stack = new joStack();
var screen = new joScreen(stack);

// put the card on our view stack
stack.push(card);
```

2012百度开发者大会
BAIDU DEVELOPER CONFERENCE
应用万象 云创未来
火龙果•整理
uml.org.cn

YQL

- What is YQL?
- The Yahoo! Query Language is an expressive SQL-like language that lets you query, filter, and join data across Web services. With YQL, *apps run faster with fewer lines of code and a smaller network footprint.*

- **CSS selectors for HTML** - a CSS selector table for getting data from HTML pages

```
use "http://yqlblog.net/samples/data.html.cssselect.xml";
select * from data.html.cssselect;
```

Try CSS selectors.

- **Unified web+image search** - perform a BOSS search that also returns an image from the BOSS image search for the same site and query term in a single result set

```
use 'http://yqlblog.net/samples/search.imageweb.xml' as searchimageweb;
select * from searchimageweb where query='pizza'
```

Try Unified web+image search.

2012百度开发者大会
BAIDU DEVELOPER CONFERENCE
应用万象 云创未来
火龙果•整理
uml.org.cn

Sproutcore

```
$ sproutcore gen app TodosOne
   ~ Created directory at apps
   ~ Created directory at apps/todos_one
   ~ Created file at apps/todos_one/Buildfile
   ~ Created file at apps/todos_one/core.js
   ~ Created file at apps/todos_one/main.js
   ~ Created directory at apps/todos_one/resources
   ~ Created file at apps/todos_one/resources/_theme.css
   ~ Created file at apps/todos_one/resources/loading.rhtml
   ~ Created file at apps/todos_one/resources/main_page.js
   ~ Created file at apps/todos_one/theme.js

  Your application target is now ready to use!
```

Your directory structure should now look like the following:

- getting_started/
  - Buildfile
  - README.md
  - apps/
    - todos_one/
      - Buildfile
      - core.js
      - main.js
      - theme.js
      - resources/
        - _theme.css
        - loading.rhtml
        - main_page.js

2012百度开发者大会
BAIDU DEVELOPER CONFERENCE
应用万象 云创未来

火龙果•整理
uml.org.cn

Bai百度
2012百度开发者大会
BAIDU DEVELOPER CONFERENCE
应 用 万 象 云 创 未 来

	Device Access	Speed	Development Cost	App Store	Approval Process
Native	Full	Very Fast	Expensive	Available	Mandatory
Hybrid	Full	Native Speed as Necessary	Reasonable	Available	Low Overhead
Web	Partial	Fast	Reasonable	Not Available	None

火龙果•整理
uml.org.cn

Many people don't really need a native application (app).
Many just have simple content driven websites.
Apps are not the **only** solution for mobile.

Do I **REALLY** need an app?

NO

If you are delivering web content you really only need a **responsive website** for mobile, not an app.

headscope
headscope.co.u

YES

Ok, so you need a functional application. Time to decide if it should be **WEB** based, or developed specifically (**NATIVE**) for devices.

Web (green) vs Native app use
*source: browing stats 2010

Speed can be an issue but connection speed WILL increase in a similar way that desktop is moving to the cloud with increases in bandwidth.

Huge numbers coming online in developing world with variant mobile devices using browsers as the 'killer app'. Web apps very important to this potentially huge audience.

WEB

NATIVE

Here are the important aspects to consider:

MARKETING

Entire Internet, but no dedicated marketplace.

App stores, though discoverability hard.

The iPhone app store can increasingly be like looking for a 'needle in a haystack' with 500, 000+ apps.

REVENUE SHARE

100%

< 100% (e.g. Apple=70%)

NATIVE FEATURES

Availabilty increasing via APIs.

Full access to GPS, camera etc.

Intensive CPU, graphical and audio apps, such as Garageban are unlikely to be web based in the near future.

OFFLINE DATA

Methods available with html5 Application Caching, client-side SQL databases.

App/data stored locally. Often no connection is necessary- unless hybrid (uses web content).

DEVELOPMENT

Development faster/cheaper allowing an app to work on all web platforms. Future proofed.

Development time is high/expensive, only works on a single platform. Not future proof.

USAGE

Best for **infrequent use** Users don't like downloading an app for a single transaction. i.e. 'Use it and lose it'.

Preferable if the app would be **regularly used** especially if featuring advantages to web solution.

EDITORIAL FREEDOM

Immediacy and control. Updates immediate.

Approval processes and delays. Reliance on users to update.

INTERFACE

Limited control over user experience - stuck inside the browser interface. Lower 'sex appeal'.

Greater control over the interface and user experience. Higher 'sex appeal'.

Authority - may offer more trust, credibility and 'street cred'. Though the app

火龙果•整理
uml.org.cn