



Apache Continuum Build, Test, and Release

Wendy Smoak

ApacheCon Europe
March 27, 2009



Wendy Smoak

- Member, The Apache Software Foundation
 - Committer, Apache Continuum, Archiva, Struts, Tiles, Maven, ...
- Solutions Architect, G2iX

wsmoak@apache.org

<http://wsmoak.net>





How many...



Continuous Integration



Continuous Integration

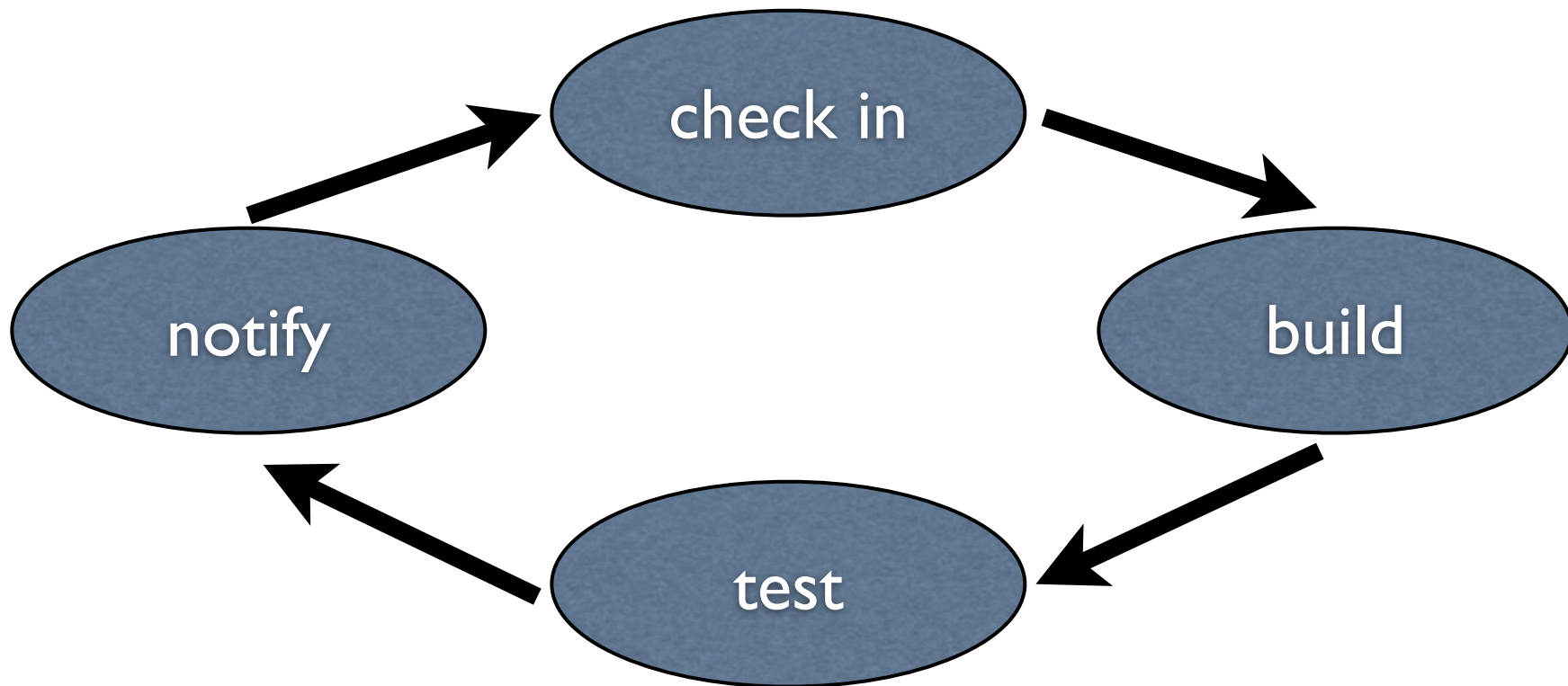
... is a software development practice in which members of a team integrate their work frequently.

Usually each person integrates at least daily - leading to multiple integrations per day.

Each integration is verified by an automated build (including tests).



Continuous Integration





Why CI?

- Save time
- Increase visibility
- Improve coverage



Apache Continuum



Apache Continuum

- Apache top-level project
- More than CI...
 - Role-based Access Control
 - Release Management
 - Parallel and Distributed Builds
 - Configurable JVM Wrapper



Prerequisites

- Java SE 5
- Maven, Ant, Script
- Subversion, CVS, Git
- Tests!



Demo

- Download
- Install
- Start and Stop
- Configure
- Build Definitions
- Build Environments
- Build Schedules
- Build Queues
- Release
- Project Groups
- Users and Roles
- Notifiers
- JVM Wrapper
- XML-RPC




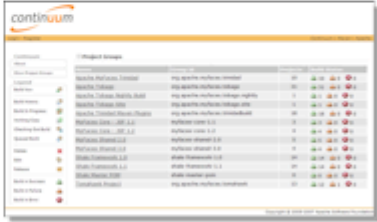
Download

Apache Continuum

Continuous Integration and Build Server

Apache Continuum is an enterprise-ready continuous integration server with features such as automated builds, release management, role-based security, and integration with popular build tools and source control management systems. Whether you have a centralized build team or want to put control of releases in the hands of developers, Continuum can help you improve quality and maintain a consistent build environment.



Download	Documentation	Community	Features
<p>Continuum 1.2.3 (GA) January 13, 2009 Release Notes</p> <p>Continuum 1.3.2 (Beta) March 26, 2009 Release Notes</p> <p>Apache License 2.0</p>	<p>Quick Start</p> <p>User Guides</p> <p>Knowledge Base</p> <p>Installation</p> <p>Admin Guides</p> <p>Developer Guides</p> <p>Index (category)</p>	<p>How to Contribute</p> <p>Getting Help</p> <p>Issue Tracking</p> <p>Mailing Lists</p> <p>Source Repository</p>	 <p>Screenshot Tour</p> <p>Live Demo</p> <p>Articles</p>



Install

- Unpack the distribution
 - Continuum + Jetty + Derby

```
$ ls
LICENSE apps      conf  derby.log  logs
NOTICE  bin      data  lib      tmp
```



Pre-Configure

- `conf/jetty.xml`
 - Port number
 - SMTP config
 - Data sources



Start

- bin/continuum start
 - Automatically detects platform
- Windows
 - bin/continuum.bat console --or--
 - bin/continuum.bat install (as a service)



Demo Setup

svn.example.com
httpd + mod_dav_svn
running locally

build.example.com
Continuum + Jetty
running locally

command line
developer workstation

repo.example.com
Archiva + Jetty
running locally



Demo!



Admin User

Create Admin User

http://localhost:9090/continuum/security/addadmin.action

continuum

Login - Register Continuum | Maven | Apache

Continuum

About

Show Project Groups

Legend

Build Now

Build History

Build In Progress

Working Copy

Checking Out Build

Queued Build

Create Admin User

Username: admin

Full Name*:

Email Address*:

Password*:

Confirm Password*:

Create Admin

Done





Configure

The screenshot shows the Continuum Configuration web interface. The browser window title is "Continuum - Configuration" and the URL is "http://localhost:9080/continuum/admin/configuration!input". The page features the Continuum logo and a navigation bar with "Administrator (admin) - Edit Details - Logout" and "Continuum | Maven | Apache".

The main content area is titled "General Configuration" and contains the following fields:

- Working Directory*:** /Applications/continuum/data/working-directory
- Build Output Directory*:** /Applications/continuum/data/build-output-directory
- Release Output Directory:** /Applications/continuum/data/release-output-directory
- Deployment Repository Directory:** (empty)
- Base URL*:** http://localhost:9090/continuum
- Number of Allowed Builds in Parallel:** 1

There is also a checkbox for "Enable Distributed Builds" which is currently unchecked. At the bottom of the configuration area are "Save" and "Cancel" buttons.





Add Projects

- Maven 2
- Ant
- Maven 1
- Shell Script



Project Groups

Add Project Group

Project Group Name*:	<input type="text"/>
Project Group Id*:	<input type="text"/>
Description:	<input type="text"/>
Local Repository:	DEFAULT <input type="button" value="v"/>

- Logical group of projects
- Multi-module Maven project



Build

- Build all projects
 - Order is determined by dependencies
- Build one or more projects



View Results

- Build status
- Build output
- Test results
- Working copy



Release

- Web interface
- Prepare, then Perform
- Consistent environment



End Demo



Installations

[-] **Continuum - Installation**

Name*:	<input type="text"/>
Environment Variable Name*:	<input type="text"/>
Value/Path*:	<input type="text"/>

Create a Build Environment with the Installation name

- Environment Variable
- Tool (Ant, Maven, JDK)

var=value

JDK

Maven



Build Environments

Build Environment

Build Environment Name*:

Build Agent Group:

Installation Name	Type
Apache Maven 2.1.0-RC1 (/Applications/apache-maven-2.1.0-RC1)	maven2 <input type="button" value="x"/>

Apache Maven 2.1.0-RC1

Build Environment



Build Schedules

- Hourly by default
- crontab format

Schedule

When to run

Max time

Build Queue(s)



Build Definitions

- Build file such as pom.xml
- goals and arguments
- Schedule
- Build Environment



Build Queues

- For parallel builds
- Associated with Schedules

Build Queue 1

Build Queue 2

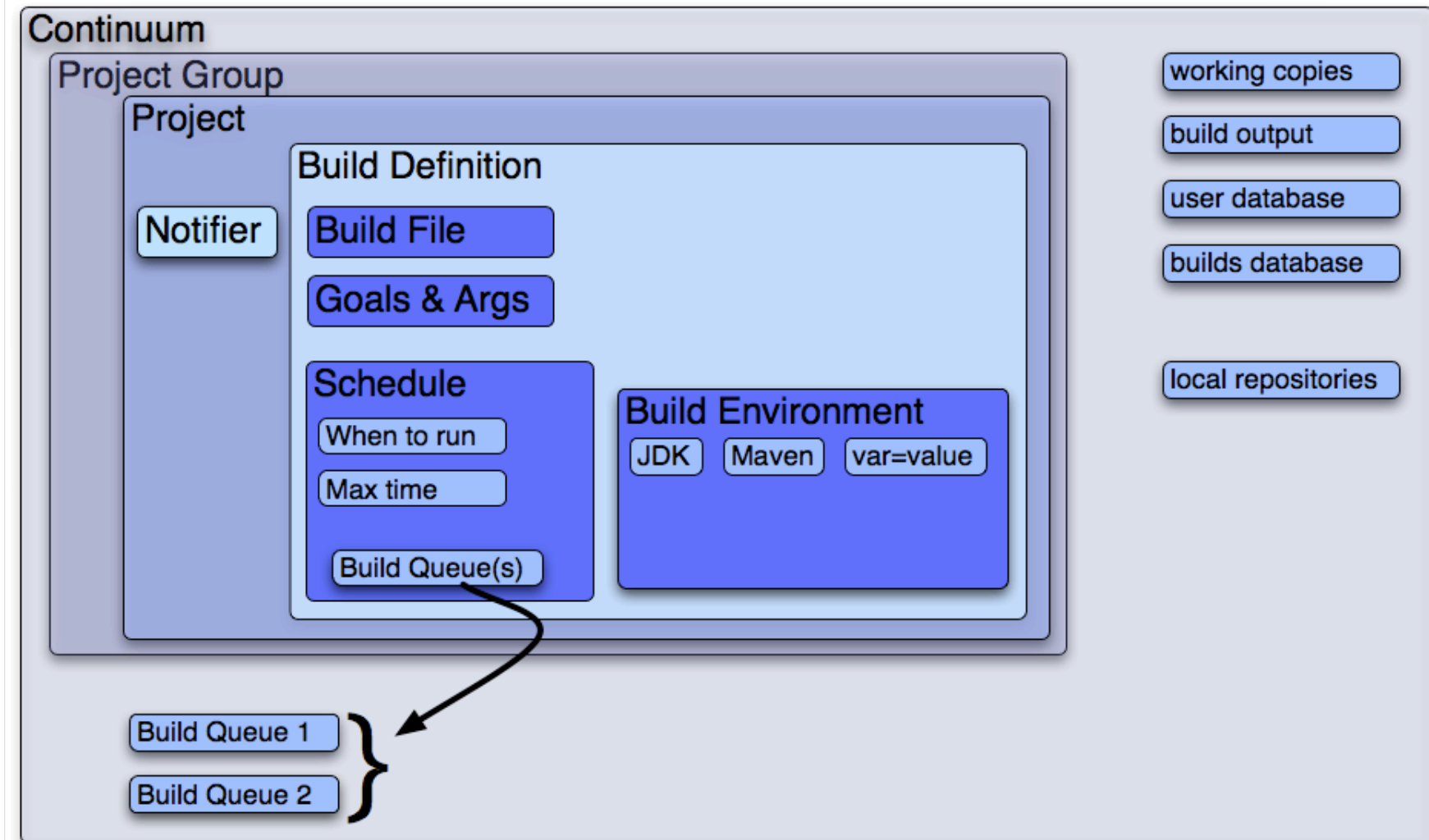


Notifiers

- Email, IRC, MSN, Jabber, Wagon
- Configure in Maven pom.xml
- Add directly to Continuum
 - Can notify the latest committers

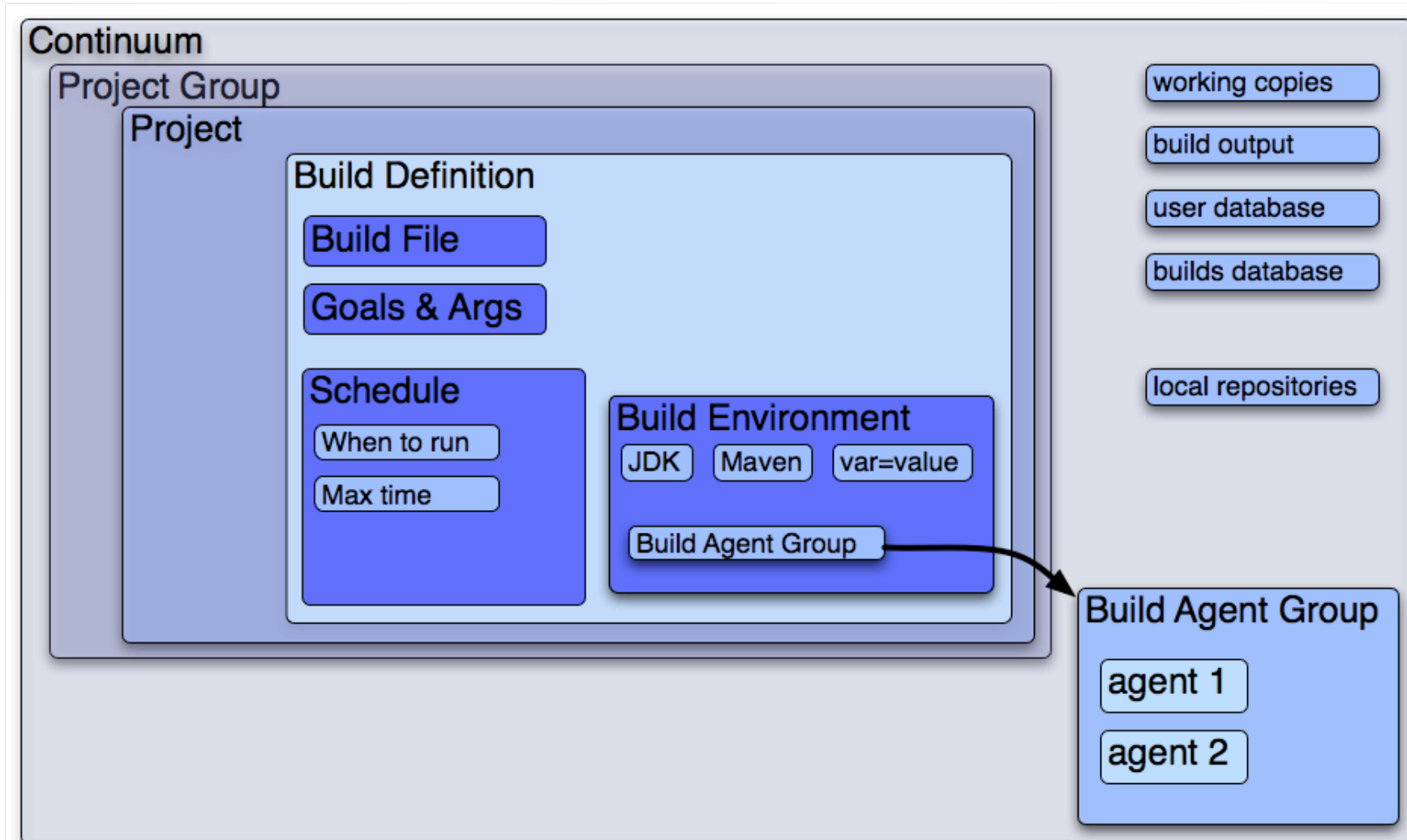


Parallel Builds





Distributed Builds





Users

- Self registration
- Per-project roles
- Web based
- Configurable security rules



XML-RPC

- Control Continuum from external scripts or programs
- Java examples available



JVM Wrapper

- `conf/wrapper.conf`
- <http://wrapper.tanukisoftware.org>



SCM Support

Rating	SCM	add	branch	changelog	checkin	checkout	diff	edit	export	list	login	remove	status	tag	unedit	update
★★★ ★	Bazaar	✓	✗	✓	✓	✓	✓	⊖	✗	✗	⊖	✓	✓	✗	⊖	✓
★★★ ★	Clearcase	✓	✗	✓	✓	✓	✗	✓	✗	✗	⊖	✓	✓	✓	✓	✓
★★★ ★	CVS	✓	✓	✓	✓	✓	✓	✗	✓	✓	✓	✓	✓	✓	✗	✓
★★★ ★	CVS (Pure Java client)	✓	✓	✓	✓	✓	✓	✗	✓	✓	✓	✓	✓	✓	✗	✓
★★★ ★	Local	✓	✗	✓	✓	✓	✗	✗	✗	✗	⊖	✗	✗	✗	✗	✓
★★★ ★	Mercurial (hg)	✓	✗	✓	✓	✓	✓	⊖	✗	✗	⊖	✓	✓	✗	⊖	✓
★★★ ★	Perforce	✓	✗	✓	✓	✓	✓	✓	✗	✗	⊖	✓	✓	✓	✓	✓
★★★ ★	Subversion	✓	✓	✓	✓	✓	✓	⊖	✓	✓	⊖	✓	✓	✓	⊖	✓

Key:

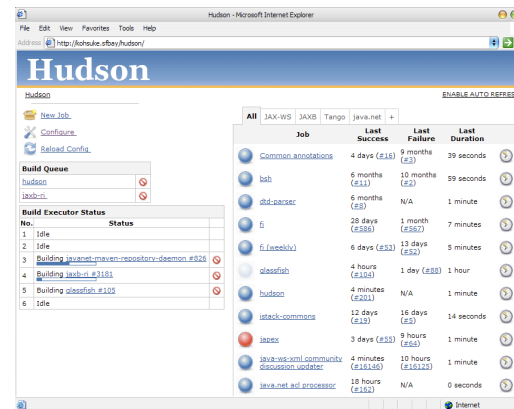
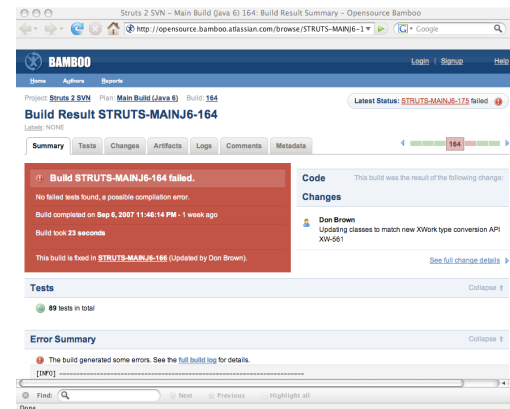
- ⚠ = Non functional
- ✓ = Functional
- ✗ = Not implemented
- ⊖ = Doesn't exist in SCM tool

<http://docs.codehaus.org/display/SCM/SCM+Matrix>



Alternatives

- Bamboo (Atlassian)
- Cruise Control (Thoughtworks)
- Hudson
- ... and many others





What's coming?

- Plugin architecture
- Hosting project websites
- ... what do you need?



Where we need help

- Discussing and coding features and fixes
- UI Design and Usability
- Writing documentation
- Testing - JUnit, TestNG, Selenium



Where you can find us

- <http://continuum.apache.org>
- users@continuum.apache.org
- #continuum on irc.codehaus.org
- Here at ApacheCon!



Questions?



Apache Continuum Build, Test, and Release

Wendy Smoak

ApacheCon Europe
March 27, 2009